

# Constant Voltage LED Power Supply

SLT60-12VLG-E

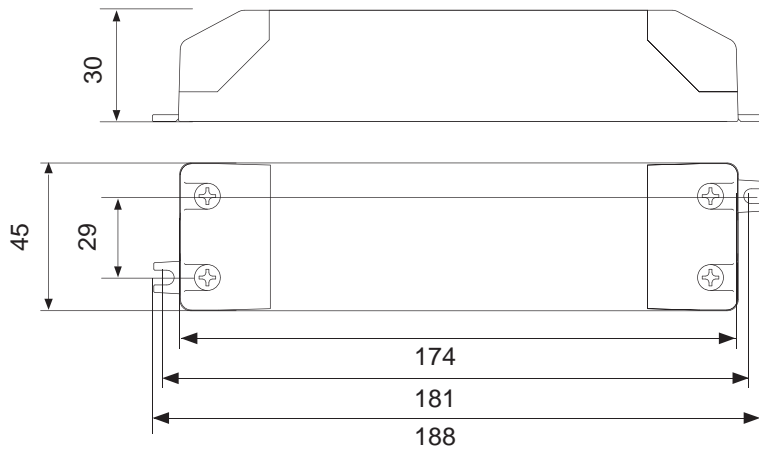
SLT60-24VLG-E



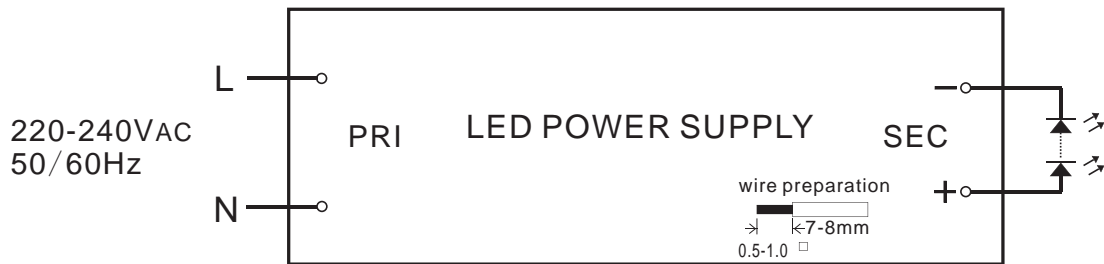
## Specifications:

Model		SLT60-12VLG-E	SLT60-24VLG-E
Output	turn on time(S) <sup>1</sup>	≤0.5	≤0.5
	output power(W) <sup>1</sup>	60	60
	output voltage(V)	12	24
	output voltage tolerance <sup>2</sup>	+/-5%	+/-5%
	ripple voltage	90mVp-p	40mVp-p
	working current range(A)	0-5	0-2.5
	output safety rating	SELV	SELV
	dimming interface	No	No
	dimming range	n/a	n/a
Input	rated supply voltage(Vac)	220-240	220-240
	voltage range(Vac)	198-264	198-264
	line frequency(Hz)	50/60	50/60
	input current(mA)	300	300
	input power(W) <sup>1</sup>	69	68
	efficiency <sup>3</sup>	87.8%	89.0%
	average efficiency <sup>4</sup>	82.8%	86.7%
	no load power consumption(W) <sup>1</sup>	≤0.3	≤0.3
	power factor <sup>3</sup>	0.95	0.95
	THD <sup>3</sup>	12%	12%
	Inrush current(Ipk)	35A/250us	35A/250us
Protection	input over voltage protection	320Vac, 1 hour.	
	short circuit protection	In case of a short circuit on the secondary side, the ECG will switch off.	
	over temperature protection	ECG switches off if the temperature reaches a certain degree.	
	over load protection	ECG works in pulsed light output mode.	
	automatic restart	After elimination of the fault condition the ECG will recover automatically.	
	surge capacity	L-N: 1KV	
Ambient and Life	Ta(°C)	-20...+45	-20...+50
	Tc max.(°C)	90	85
	nominal life-time(hrs)	30'000@Tc=90 C	30'000@Tc=85 C
	Storage Temperature(°C)	-30...80	
	ambient humidity range	5%...85%. Not condensing	
Other	weight(g)	260	
	dimensions (LxWxH)(mm)	188x45x30	
	casing material	plastic	
	housing colour	Grey+Blue	
	connecting method	Terminal block	
	type of protection	IP20	
	protection class	ClassII	
Note	<p>1. At 230Vac, 50Hz, full load.  2. Tolerance: includes set up tolerance, line regulation and load regulation.  3. At 230Vac, 50Hz, full load. Refer to EFFICIENT Power Factor and THD curve graphs.  4. Calculate the model's average efficiency for each test voltage by testing at 100%, 75%, 50%, and 25% of rated current and then computing the simple arithmetic average of these four values.</p>		

**Dimensions(mm):**



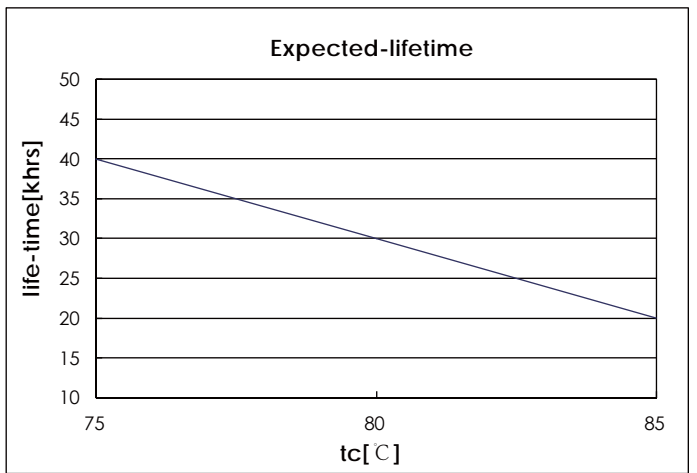
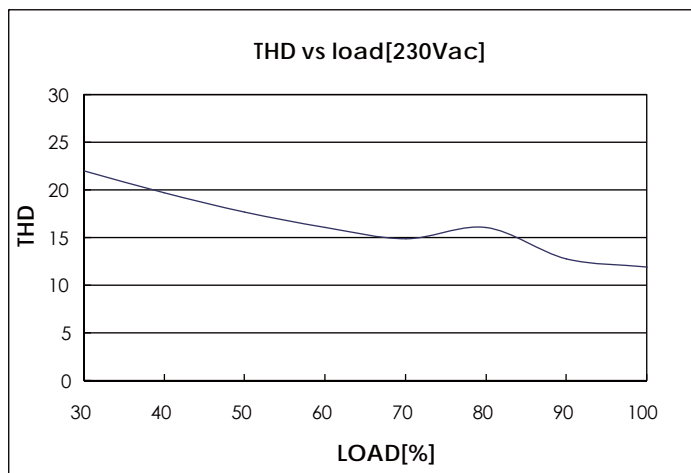
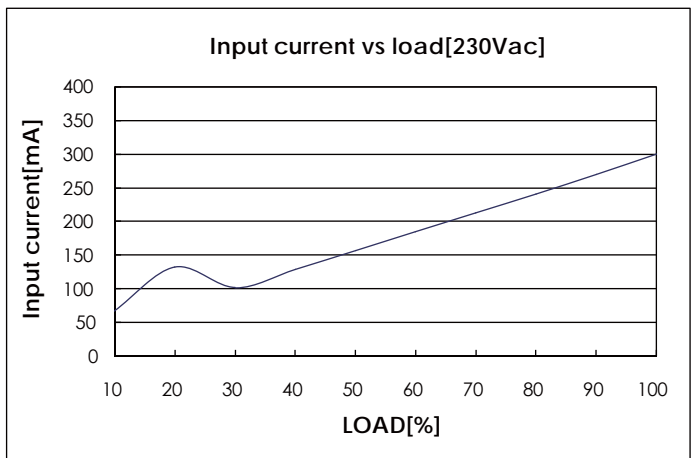
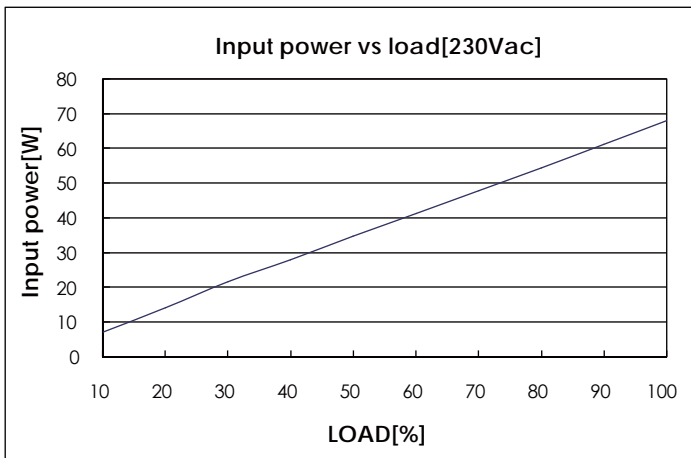
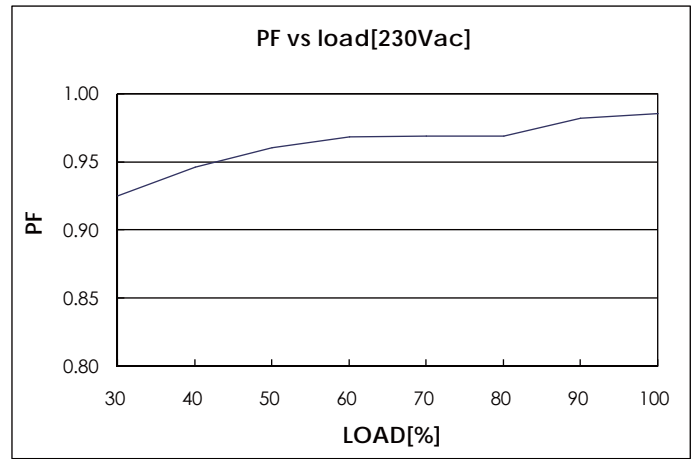
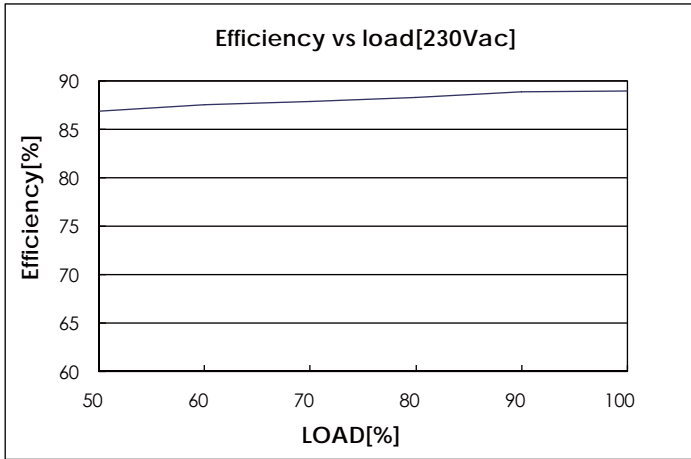
**Wiring diagram:**



**Packing information:**

packing carton(pcs)	25
gross weight per carton(Kg)	6.5
packing size(LxWxH)(CM)	27x22.5x22

Electrical curves:



## Sales & Technical Support:

### **Self Electronics Co.,Ltd.**

Add: No. 1345 Ju Xian Road, Ningbo Hi Tech Park, Ningbo, China

Tel: 0086-574-28805765,28805658(For English Assistance)

0086-574-28805678 (For Chinese Assistance)

Fax: 0086-574-28805656

E-mail: sales@self-ecg.com

<http://www.self-ecg.com>

### **Self Electronics Co.,Ltd.,Shenzhen Office**

Add: Room2007,Xinglang Xuan,Xinghe Mingju,Fuming Road,Futian District,Shenzhen

Tel: 0086-755-83558850, 83558851

Fax: 0086-755-83558840

### **SELF ELECTRONICS GERMANY GMBH**

Add:August-Horch-Str. 7,51149 Koeln

Tel: 0049 2203 18501-0

Fax: 0049 2203 18501-199

E-mail: saleseu@self-electronics.com

\*Due to continuous improvements and innovations,specifications are subjected to change without notice.