



■ Features

- Ultra slim
- Universal AC input / Full range
- 2 pole EURO plug
- No load power consumption < 0.075W for 5~7.5V
<0.15W for 9 ~48V
- **Energy efficiency Level VI (except 5V for Level V)**
- Comply with EU ErP and 9~48V meet CoC version 5
- Class II power (without earth pin)
- Protections: Short circuit / Overload / Over voltage
- Fully enclosed plastic case
- Pass LPS
- LED indicator for power on
- 3 years warranty

■ Applications

- Consumer electronic devices
- Telecommunication devices
- Office facilities
- Industrial equipments

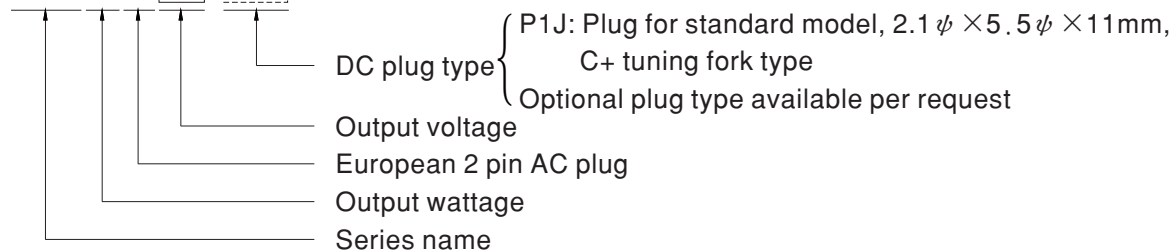
■ Description

SGA60E is a 60W ultra slim wall-mounted style single-output green adaptor series, which is compact and convenient for carry. SGA60E is a class II power unit (without FG) equipped with the standard 2-Pole European plug, accepting the input range from 90VAC to 264VAC. The whole series provides different models with output voltages ranging between 5VDC and 48VDC that it can satisfy the demands for various types of consumer electronic devices.

With the efficiency up to 91% and the extremely low no-load power consumption below 0.075W for 5~7.5V, below 0.15W for 9 ~48V, SGA60E is compliant with EU ErP and 9~48V meet CoC version 5. The supreme feature allows the adaptor to save the energy when it is under either the operating mode or the standby mode. The entire series is approved for international safety regulations; moreover, it adopts the 94V-0 flame retardant plastic case that it can effectively prevent users from electric hazards.

■ Model Encoding

SGA 60 E 05 -P1J

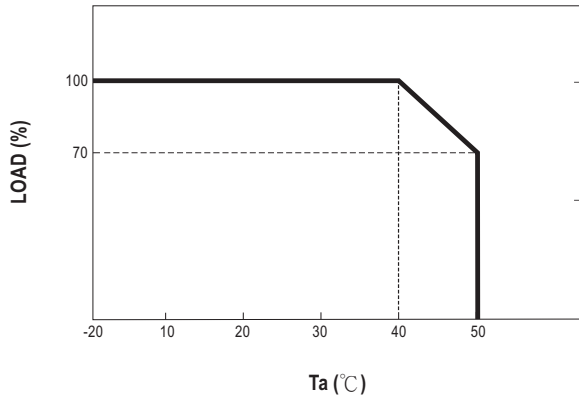




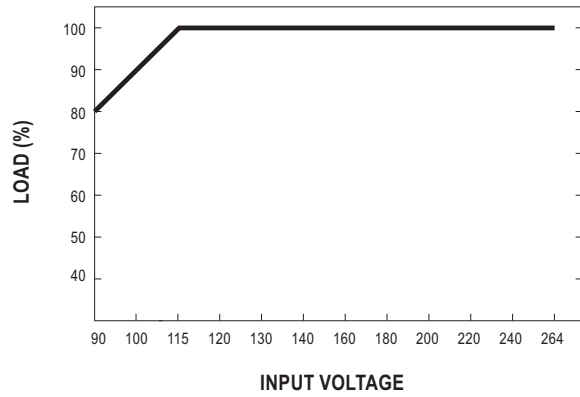
SPECIFICATION

ORDER NO.	SGA60E05-P1J	SGA60E07-P1J	SGA60E09-P1J	SGA60E12-P1J	SGA60E15-P1J	SGA60E18-P1J	SGA60E24-P1J	SGA60E48-P1J		
OUTPUT	SAFETY MODEL NO.	SGA60E05	SGA60E07	SGA60E09	SGA60E12	SGA60E15	SGA60E18	SGA60E24	SGA60E48	
	DC VOLTAGE Note.2	5V	7.5V	9V	12V	15V	18V	24V	48V	
	RATED CURRENT	6A	6A	5.5A	5A	4A	3.33A	2.5A	1.25A	
	CURRENT RANGE	0 ~ 6A	0 ~ 6A	0 ~ 5.5A	0 ~ 5A	0 ~ 4A	0 ~ 3.33A	0 ~ 2.5A	0 ~ 1.25A	
	RATED POWER (max.)	30W	45W	49.5W	60W	60W	60W	60W	60W	
	RIPPLE & NOISE (max.) Note.3	80mVp-p	80mVp-p	80mVp-p	80mVp-p	80mVp-p	80mVp-p	100mVp-p	120mVp-p	
	VOLTAGE TOLERANCE Note.4	±5.0%	±5.0%	±5.0%	±3.0%	±3.0%	±2.0%	±2.0%	±2.0%	
	LINE REGULATION Note.5	±1.0%	±1.0%	±1.0%	±1.0%	±1.0%	±1.0%	±1.0%	±1.0%	
	LOAD REGULATION Note.6	±5.0%	±5.0%	±5.0%	±3.0%	±3.0%	±2.0%	±2.0%	±2.0%	
SETUP, RISE, HOLD UP TIME	500ms, 50ms, 12ms/230VAC 500ms, 50ms, 12ms/115VAC at full load									
INPUT	VOLTAGE RANGE Note.7	90 ~ 264VAC								
	FREQUENCY RANGE	47 ~ 63Hz								
	EFFICIENCY (Typ.)	84%	86%	87%	88%	87%	88%	88%	91%	
	AC CURRENT	1.5A / 115VAC		0.75A / 230VAC						
	INRUSH CURRENT (max.)	40A / 115VAC		80A / 230VAC						
LEAKAGE CURRENT(max.)	0.25mA / 240VAC									
PROTECTION	OVERLOAD	110 ~ 200% rated output power Protection type : Hiccup mode, recovers automatically after fault condition is removed								
	OVER VOLTAGE	110 ~ 140% rated output voltage Protection type : Clamp by zener diode, output short								
ENVIRONMENT	WORKING TEMP.	-20 ~ +50°C (Refer to "Derating Curve")								
	WORKING HUMIDITY	20% ~ 90% RH non-condensing								
	STORAGE TEMP., HUMIDITY	-20 ~ +85°C, 10 ~ 95% RH								
	TEMP. COEFFICIENT	±0.03% / °C (0 ~ 40°C)								
VIBRATION	10 ~ 500Hz, 2G 10min./1cycle, period for 60min. each along X, Y, Z axes									
SAFETY & EMC (Note. 8)	SAFETY STANDARDS	TUV EN60950-1 approved								
	WITHSTAND VOLTAGE	I/P-O/P:4242VDC								
	ISOLATION RESISTANCE	I/P-O/P:100M Ohms / 500VDC / 25°C / 70% RH								
	EMC EMISSION	Compliance to EN55022 class B, EN61000-3-2,3								
EMC IMMUNITY	Compliance to EN61000-4,-2,3,4,5,6,8,11, light industry level, criteria A									
OTHERS	LIFE	3 years : 100% load 40°C, 12hours / day								
	MTBF	400Khrs min. MIL-HDBK-217F(25°C)								
	DIMENSION	93.5*35*51.5mm (L*W*H)								
CONNECTOR	PACKING	250g ; 60pcs / 17kg / CARTON								
	PLUG	See page 3 ; Other type available by customer requested								
	CABLE	See page 3 ; Other type available by customer requested								
NOTE	<p>1.All parameters are specified at 230VAC input, rated load, 25°C 70% RH ambient.</p> <p>2.DC voltage: The output voltage set at point measure by plug terminal & 50% load.</p> <p>3.Ripple & noise are measured at 20MHz by using a 12" twisted pair terminated with a 0.1uf & 47uf capacitor.</p> <p>4.Tolerance: includes set up tolerance, line regulation, load regulation.</p> <p>5.Line regulation is measured from low line to high line at rated load.</p> <p>6.Load regulation is measured from 10% to 100% rated load.</p> <p>7.Derating may be needed under low input voltages. Please check the static characteristics for more details.</p> <p>8.The power supply is considered as an independent unit, but the final equipment still need to re-confirm that the whole system complies with the EMC directives. For guidance on how to perform these EMC tests, please refer to "EMI testing of component power supplies." (as available on http://www.meanwell.com)</p>									

Derating Curve

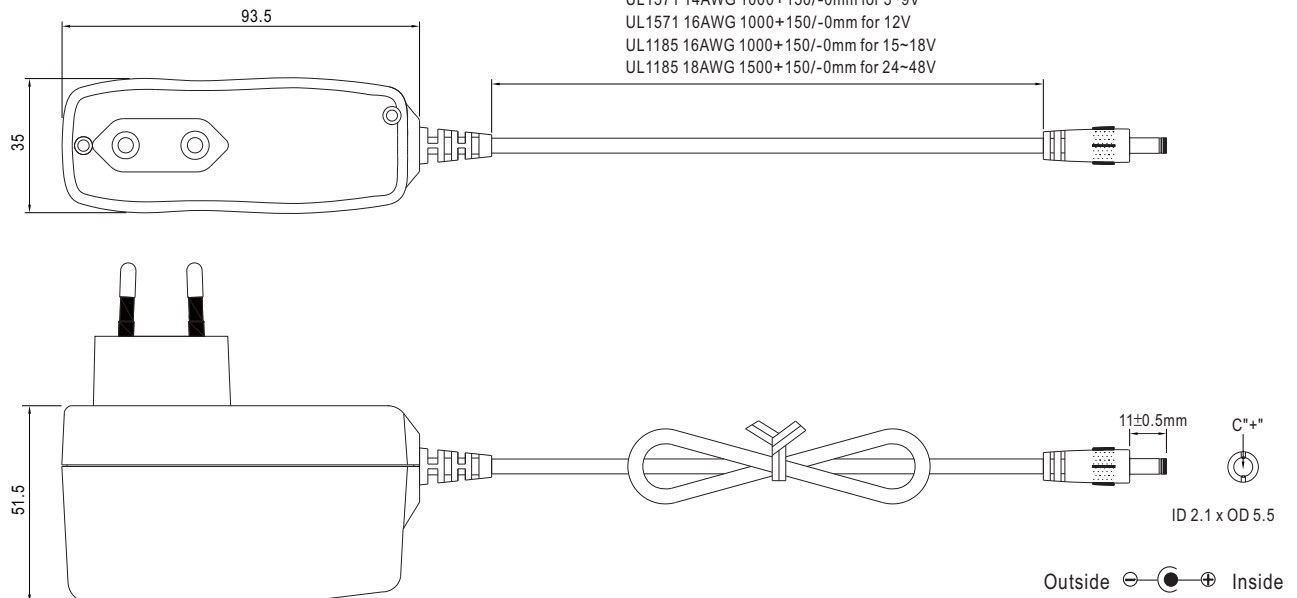


Static Characteristics



Mechanical Specification

Unit:mm



Plug Assignment

Standard plug: P1J

P1J	
P/N	OUTPUT
CENTER	+

Installation Manual

Please refer to : <http://www.meanwell.com/webnet/search/InstallationSearch.html>